



# Hillcrest PRIMARY SCHOOL



## ANNUAL SCHOOL REPORT 2011



### Our Vision

We value and practise Justice, Unity, Respect and Responsibility.

### Our Purpose

Through cooperation and participation is to create an environment in which children have the opportunity to develop their potential to the fullest in educational, social, physical and creative abilities and acquire the skills to assert them in their next stage of development

## Executive Summary

Dear Parents and Friends of Hillcrest Primary School,

It is with much pride that I present the Annual School Report for 2011. This report outlines our schools performance, operations and activities for the 2011 school year.

The report is intended to give parents and members of the local community a clear sense of how students in our school are progressing and what is being done to maximise achievement.

The Hillcrest Annual School Report is designed to be read in conjunction with Schools Online, My Schools Website, student reports, portfolios, newsletters and other school documentation and activities in order to gain a broad sense of the effectiveness of our school.

This report is available for viewing at the Department of Education website <http://www.det.wa.edu.au>. Follow the link to Schools Online and select Hillcrest Primary School.

I hope you find this report informative, easy to read and understand. Special mention to Mr Steve Fairs who contributed significantly to the final production of this report. Feedback on the report is welcomed and can be directed through the Principal or School Council.

Regards  
Dan Bralic

### Our School Context

Hillcrest Primary School is part of the North Metropolitan Education Region.. The school is atop a substantial hill and offers wonderful views of Perth to the south. Hillcrest Primary School has effectively served its community since opening in 1950.

In 2011, the school provided programmes for approximately 400 students from the off-site Kindergarten (4 year olds) through to Year 7 across sixteen classrooms. Students with mild intellectual disabilities were fully integrated. Twenty percent (20%) of students come from non-English speaking background.

Students from Years 1 – 7 accessed Specialist programmes in Music, Physical Education and Italian. The school's environmental programmes are gaining recognition within the community and the school is renowned for its Pastoral Care programmes based upon RESPECT.

The school's federally generated Index of Community Socio-Educational Advantage was 1014. The table below indicates that our community is strongly represented in the middle quarters of social advantage

Distribution of the social advantage:

Bottom	Middle		Upper
19%	26%	29%	26%

Enrolments:

Students numbers include Pre-Primary (Pre-compulsory) and Years 1-7. Kindergarten students are not included. Enrolments have slightly increased in recent years.

Semester 1	2008	2009	2010	2011
Pre-compulsory	44	52	46	50
Primary	339	322	320	326
Total	383	374	366	376

## Academic Achievement

### ACADEMIC ACHIEVEMENT

At Hillcrest Primary School we act to improve student performance based on quality data and its analysis. Performance information about Pre Primary children in 2011 indicated that students entering formal education were already below the state average in Maths and Reading.

The information provided through the National Assessment Program Literacy and Numeracy (NAPLAN) was one of many sources analysed.

Analysis of the 2011 cohort indicated the following trends:

#### NAPLAN Minimum National Standard (NMS) and Proficiency Bands

Reading	State	Like schools	Meet NMS	Top bands
	Below	Below	92%	27%
	At	Below	90%	21%
	Above	Below	98%	25%

Writing	State	Like schools	Meet NMS	Top bands
	Below	Below	92%	34%
	Above	Above	90%	28%
	Above	Above	97%	44%

Spelling	State	Like schools	Meet NMS	Top bands
	Below	Below	92%	34%
	Above	At	98%	25%
	Above	Above	97%	47%

Punct. & Gram.	State	Like schools	Meet NMS	Top bands
	Above	At	87%	42%
	Above	Below	92%	31%
	Above	At	100%	31%

Numeracy	State	Like schools	Meet NMS	Top bands
	At	Below	94%	30%
	Above	Below	95%	15%
	Above	At	100%	34%

Hillcrest's student performance aligned more closely to the state average than the like-school average. There has been a variation of the increase in students placing in the top two bands compared with 2010. Writing, Punctuation & Grammar and Spelling were Hillcrest's best performed subjects.

Year 7 was the best achieving cohort.

#### Student progress identified by NAPLAN

Student progress from Year 3 (2009) to Year 5 (2011) and Year 5 (2009) to Year 7 (2011) was examined.

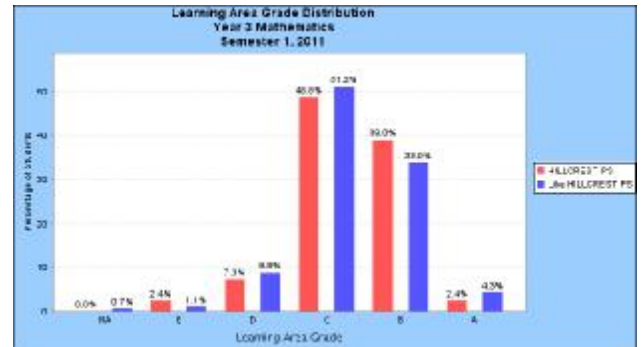
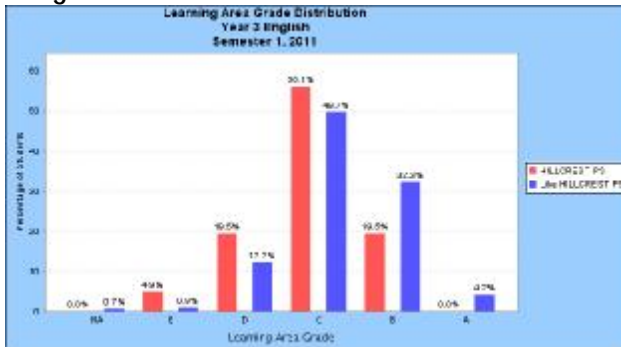
In general, student progress, or value adding, was satisfactory with greater progress being recorded in Numeracy than Reading.

# Academic Achievement

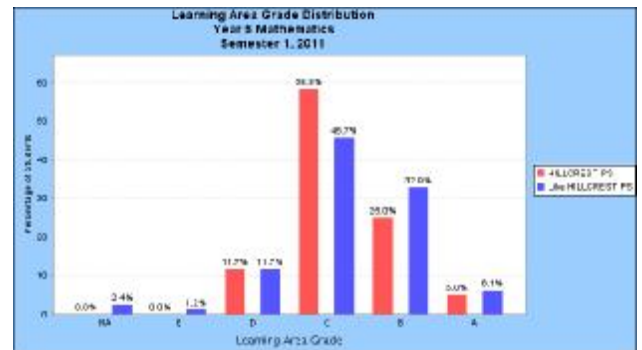
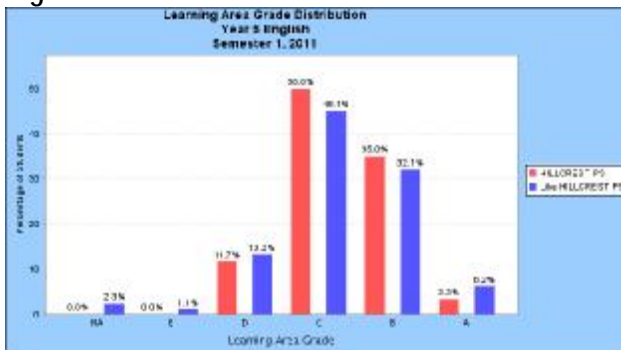
## Teacher Judgement and Whole School Grade Allocation

The following graphs display the Learning Area Grade distributions for Mathematics and Reading for Years 3, 5 and 7 for the semester one reports 2011. The grades allocated by teachers are compared to those allocated by teachers in like schools.

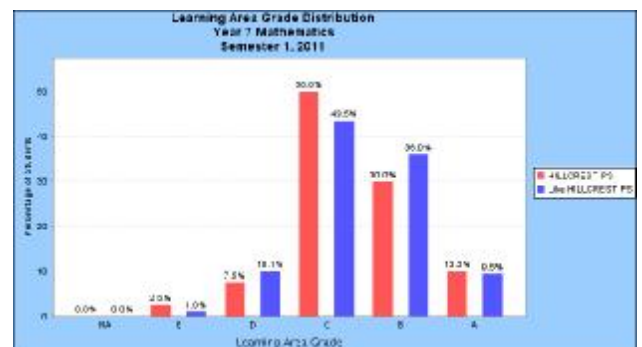
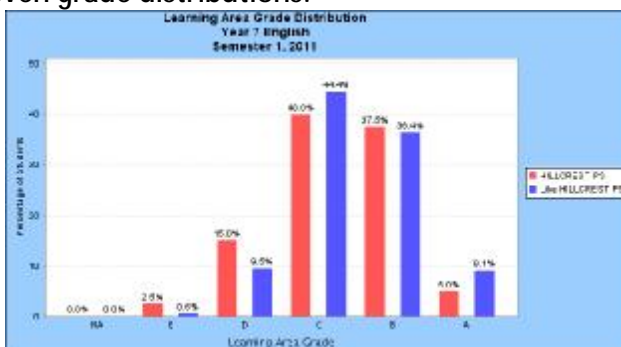
### Year three grade distributions:



### Year five grade distributions:



### Year seven grade distributions:



Grade allocation paralleled NAPLAN results.

### Priorities 2012

Examination of student achievement data by staff and the School Council led to the identification of:

- Reading
- Number
- Science

To be addressed as priorities through the School Improvement Plan 2012.

## Non - Academic Achievement

### Attendance and Engagement

The regular attendance rate for students in 2010 reflected the positive learning environment.

Overall student attendance of 93.3% was comparable with the state average of 92.9%

The attendance of Aboriginal students was 75.6%, which was below the state average of 82%.

An Attendance Strategy was implemented in 2010, with targets being set for the whole school, significant groups, and where necessary, individuals. The Attendance Strategy continued in 2011 and will continue in 2012.

### Attitude, Behaviour, Effort and Values

In general, Hillcrest Primary School students exhibited positive attitudes, appropriate behaviour and were consistent with their efforts.

Strengths include:

- « Civic and social responsibility
- « Accepting differences in others
- « Positive participation

Students made gains in demonstrating perseverance and independence.

Students need to be able to set and work towards goals. This can be addressed by through the use of Student Self Reflection Sheets and *Looking Forward* sessions.

There was a total of nine days suspension during 2011.

The school will continue its successful Pastoral Care and *Virtues* Programs.

### PROGRESS ON IDENTIFIED PRIORITIES

The Hillcrest Primary School Improvement Plan responded to the strategic directions of the Plan for Public Schools 2008 – 2011 and Focus 2010 through the 2011 School Improvement Plan. Detailed strategic plans were produced for the priority areas of Writing, Mathematics and Pastoral Care, as identified by the School Council.

Three priorities were addressed in 2011.

Reading: 2011 Targets in percentages (Targets exceeded)

Grade	A	B	C	D
Target	15%	40%	35%	15%
RESULT	25%	40%	29%	10%

Working Mathematically: 2011 Targets in percentages (Targets met)

Grade	A	B	C	D
Target	15%	49%	26%	10%
RESULT	18%	43%	29%	10%

Pastoral Care: Refer to Attendance and Engagement

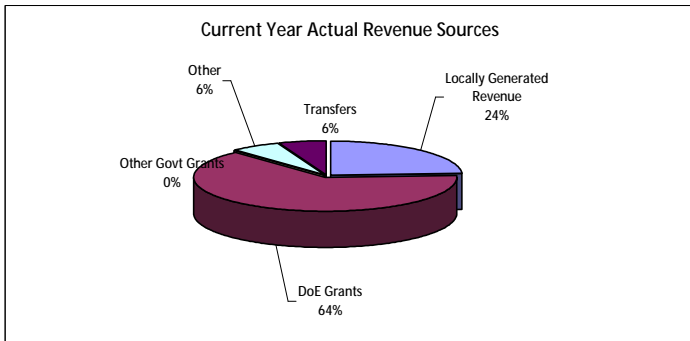
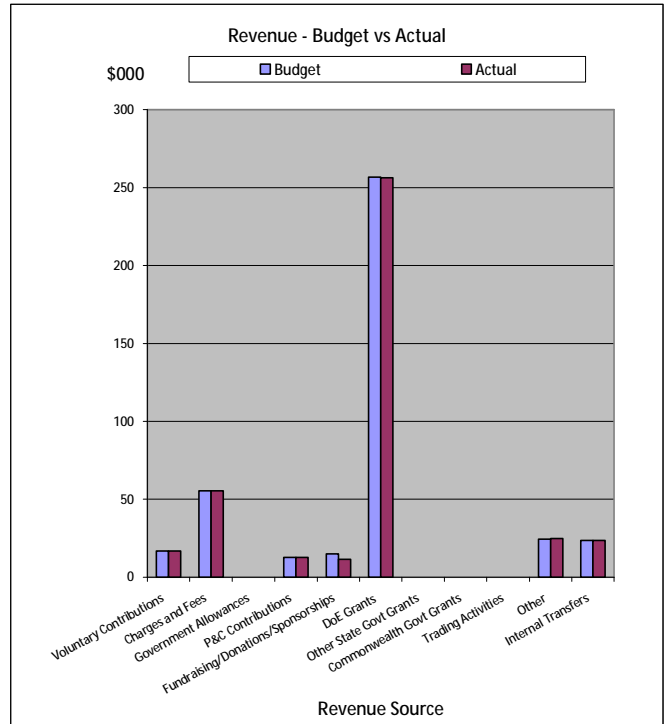
Overall the strategies used have led to positive gains in the priority areas.



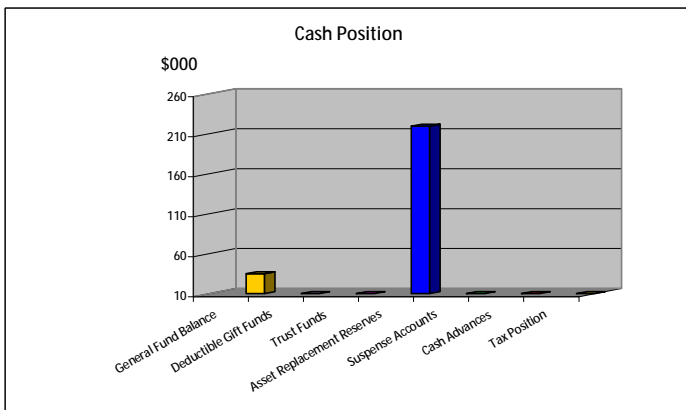
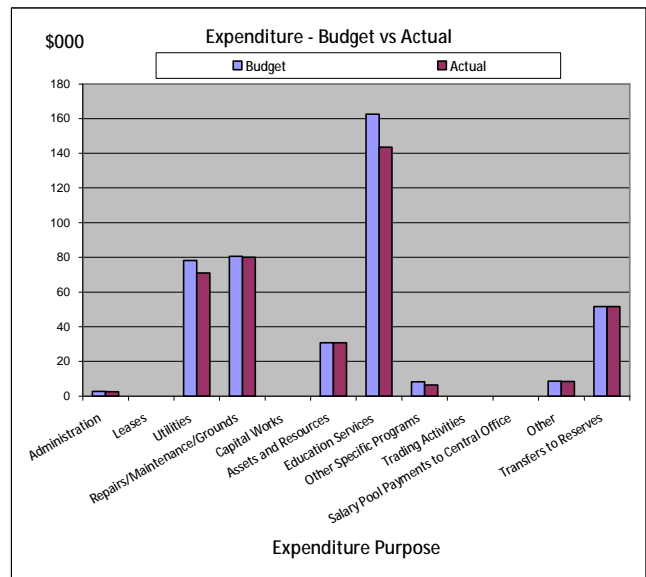
## SCHOOL BUDGET AND ANNUAL ACCOUNTS FOR 2011

Hillcrest Primary School financial and physical resources were managed to optimise learning outcomes for students.

	Revenue - Cash	Budget	Actual
1	Voluntary Contributions	\$ 16,820.00	\$ 16,880.00
2	Charges and Fees	\$ 55,428.90	\$ 55,428.76
3	Government Allowances	\$ -	\$ -
4	P&C Contributions	\$ 12,747.00	\$ 12,747.30
5	Fundraising/Donations/Sponsorships	\$ 14,901.00	\$ 11,550.35
6	DoE Grants	\$ 256,650.00	\$ 256,275.20
7	Other State Govt Grants	\$ -	\$ -
8	Commonwealth Govt Grants	\$ -	\$ -
9	Trading Activities	\$ -	\$ -
10	Other	\$ 24,487.00	\$ 24,737.58
11	Internal Transfers	\$ 23,656.00	\$ 23,656.00
	<b>Total</b>	<b>\$ 404,689.90</b>	<b>\$ 401,275.19</b>
	Opening Balance	\$ 28,202.00	\$ 28,202.40
	<b>Total Funds Available</b>	<b>\$ 432,891.90</b>	<b>\$ 429,477.59</b>



	Expenditure	Budget	Actual
1	Administration	\$ 2,744.00	\$ 2,573.39
2	Leases	\$ -	\$ -
3	Utilities	\$ 78,106.00	\$ 71,085.44
4	Repairs/Maintenance/Grounds	\$ 80,592.00	\$ 80,014.15
5	Capital Works	\$ -	\$ -
6	Assets and Resources	\$ 30,746.00	\$ 30,744.93
7	Education Services	\$ 162,575.88	\$ 143,541.90
8	Other Specific Programs	\$ 8,178.00	\$ 6,453.98
9	Trading Activities	\$ -	\$ -
10	Salary Pool Payments to Central Office	\$ -	\$ -
11	Other	\$ 8,699.00	\$ 8,439.40
12	Transfers to Reserves	\$ 51,590.00	\$ 51,590.00
	<b>Total</b>	<b>\$ 423,230.88</b>	<b>\$ 394,443.19</b>



Cash Position as at:	
Bank Balance	\$ 248,895.39
Made up of:	\$ -
1 General Fund Balance	\$ 35,034.40
2 Deductible Gift Funds	\$ -
3 Trust Funds	\$ -
4 Asset Replacement Reserves	\$ 219,467.66
5 Suspense Accounts	-\$ 3,081.67
6 Cash Advances	-\$ 200.00
7 Tax Position	-\$ 2,325.00
<b>Total Bank Balance</b>	<b>\$ 248,895.39</b>




We said farewell to our Principal Mr Greg Thomas.



The new music room has been functioning since term one 2011.

The 2011 Annual School Report has been endorsed by the Hillcrest Primary School Council on 24<sup>th</sup> May 2012.



Any queries related to the Hillcrest Primary School Annual Report 2011 can be directed to the Principal by telephoning (08) 9370 2330. Additional information is available from the following websites.

<http://www.myschool.edu.au/>

<http://www.det.wa.edu.au/>

<http://www.hillcrestps.wa.edu.au/>

## Highlights 2011

Some of the highlights from 2011 include the following:



Library, Music Room and General Purpose Room were all made available for student use. under BER  
Humphries Dance program  
Rottnest Camp  
Harmony Day  
Literacy through Art  
Buddy Class activities  
Interschool Winter Sport Success  
ANZAC Service  
P&C school disco  
Quality Assembly items  
Partnerships with Edith Cowan University  
Interactive whiteboards in use  
School fundraising for charities  
Reward Play for BMIS  
Eagles Cup Runner Up  
School Website  
Additional time for Reporting  
Easter Raffle  
Spell-a-thon

### Goals for 2012

Trialling the National Australian Curriculum  
Choir and Band Performances  
Integration of Interactive Whiteboards into the curriculum  
Continuation of the school website development  
School Dance Program

Community Use of Facilities: Chess Club, Ace tutoring- Literacy & Numeracy, Music Rocks Australia  
Jacaranda Day Care Proposal  
Investigating environmentally sustainable school based initiatives

### Parent, Student and Teacher satisfaction

Hillcrest Primary School operates in partnership with the community.

Through class meetings, parents had the opportunity to give feedback to the school Responses indicate that, in general, parents are satisfied with the school. Many parents drive their children a considerable distance to be able to attend our school, due to its clear goals and a positive identity.

Parent indicated teachers were committed and enthusiastic and encouraged students to achieve to the best of their ability

Information received from graduating students complements the parent view.

