



Department of  
Education  
and Training

# Hillcrest Primary School

## Annual Report

### 2012



#### Our Vision

We value and practise Justice, Unity, Respect and Responsibility.

#### Our Purpose

Through co-operation and participation we will create an environment in which children have the opportunity to develop their potential to the fullest in educational, social, physical and creative abilities and acquire the skills to assert them in their next stage of development.



*Building a Better Future*

## SCHOOL CONTEXT

### Our Report

It is with great pleasure that I present the 2012 Annual Report to our school community. This report provides the parents and community information about Hillcrest Primary School's activities and performance over the past year. It highlights school strengths, areas of development and outlines targets for improvement in 2013.

*There were approximately 430 students enrolled at Hillcrest Primary School in 2012.*

### Our School

Hillcrest Primary School is part of the North Metropolitan Education Region. The school is atop a substantial hill and offers wonderful views of Perth to the south. Hillcrest Primary School has effectively served its community since opening in 1950.



In 2012 our school provided programmes for approximately 430 students from the off-site Kindergarten through to year seven across sixteen classrooms. Students with mild intellectual disabilities are fully integrated. Twenty percent (20%) of students come from non-English speaking backgrounds.

*Students were placed in 2 Kindy, 2 Pre-primary and 14 primary classes.*

Students from years one to seven accessed specialist programmes in music, physical education, art and Italian. The school's environmental focus is gaining momentum within the community and the school is renowned for its pastoral care program based on the Virtues Project.

Hillcrest Primary School works to develop strong interpersonal relationships between students, staff and its wider community based on the core values of Justice, Unity, Respect and Responsibility.



Our school is involved in various mentoring and volunteer programs that enhance student-teacher and school-community relationships. There is particular value in the after-school community partnerships that provide students with a range of supervised learning experiences on school grounds.

As a member of the Morley-Mt Lawley Education Network our staff learning is enriched by participation in regular network meetings. Our knowledge and expertise is shared as hosts for Science and ESL/D meetings that help lead implementation of the Australian Curriculum for teachers in these specialist areas.

*Of the 32 year 7 graduates 100% will attend a public secondary school*



*Building a Better Future*

## SCHOOL CONTEXT

2012 saw the commencement of the development of 'The Hillcrest Way' whole school approach to the teaching of literacy and numeracy. There has been a strong focus on the development of explicit targets and an emphasis on evidence based, meaningful and contemporary strategies in response to system level and school based data.

A curriculum committee consisting of lead teachers has been implemented for the development of whole school literacy and numeracy plans which contain strategies provided for each phase of schooling. A Literacy specialist was appointed one day per week to focus classroom support in areas highlighted by both system and school data.

A focus on early childhood, students at educational risk and pastoral care is enhanced by close collaboration with other agencies through the establishment of a learning support team to case manage identified students.

The Hillcrest Primary School strategic plan 'Building a Better Future' was developed in collaboration with the Hillcrest leadership team and school staff. The plan endorsed and supported by the school council identifies five key priorities aligned to the Department of Education's Strategic Plan for WA Public Schools 2012-2015 Excellence and Equity and Focus Directions 2013.

ICT infrastructure was identified as requiring upgrading to ensure the use of online resources to plan teaching and learning programs. This will be addressed in 2013 with the establishment of an ICT committee to guide the upgrading of the entire school facilities to ensure staff and students have the opportunity to access ICT to enhance learning and teaching.

These are exciting times for our school and wider community as we commence the implementation of the Australian Curriculum and support our students as they transition to secondary school from year six and seven whilst embracing the opportunities that these changes will bring to our school.

To assist Hillcrest to continue to be a quality choice local public school we have articulated the following five priorities for the future:

- ✚ Striving for Academic Excellence
- ✚ Striving for High Quality Teaching and Leadership
- ✚ Maintaining a Safe and Caring Learning Environment
- ✚ Building and Maintaining Effective Relationships and Partnerships
- ✚ Engaging our Physical and Natural Environment

*Of the 23 year 6 leavers 100% will attend a private secondary school.*



*Our school's federally generated Index of Community Socio-Educational Advantage was 1014.*



*Distribution of Social Advantage:*

*Upper 26%  
Middle 29%  
Middle 26%  
Bottom 19%*



*Building a Better Future*

## CURRICULUM PLANNING AND DELIVERY

In striving to achieve the school's purpose and vision, the school community endorsed a school development plan that describes the targets, strategies and resource allocations and means by which the plan's success can be measured. Below is a summary of the major strategies implemented in 2012.

### Values

A values approach remains the basis for staff and students to be motivated and engaged, enabling learning and teaching to take place in a safe, harmonious environment. BMAD resources are used to provide reward incentive 'mystery excursions'. Staff voted to further investigate the Positive Behaviour School's program in 2013 to evaluate the effectiveness level of the current school behaviour management programs. The appointment of a YouthCare Chaplain has been identified as a priority for 2013.

### English

The focus on a whole school approach to the teaching of literacy commenced with the development of a K-2 'The Hillcrest Way Literacy File' in collaboration with teaching staff and input from WAPPA's early years literacy specialist Katrina Bonetti. This process of identifying whole school approaches to the teaching of reading, spelling, phonics and grammar will be expanded with the appointment of a literacy leader 0.1 FTE in 2013.

### Mathematics

Teachers continued to implement individual mathematics programs. Students have home access to 'Mathletics', a computer based program that enhances classroom instruction. Staff agreed to investigate the interactive whiteboard enabled 'Origo Slate' maths program to assist with the adoption of a whole school approach of the Australian Curriculum. The emphasis for 2013 will be the appointment of a 0.1 FTE numeracy specialist to assist with the development of whole school approaches to numeracy.

### Science

Science has been identified as a focus for the implementation of the Australian Curriculum in 2013. 'Primary Connections' science and literacy program was identified as a foundation for the whole school science focus. A highly successful 'Science Day' sponsored by IINET provided a platform for students and staff to engage greater in the science learning area for 2013. Staff professional learning will provide our school with the expertise to fully implement the 'Primary Connections' program.

*In the English learning area students learn about the English language; how it works and how to use it effectively.*



*In Mathematics students learn to use ideas about number, space, measurement and chance and data.*



*In the Science learning area students learn to investigate, understand and communicate about the physical, biological and technological world.*



*Building a Better Future*



## CURRICULUM PLANNING AND DELIVERY

### Society and Environment

Teachers focussed on Information, Communication and Participation activities which were further supported by weekly library sessions. Harmony Day and International Food Feast were again highlights. An increase in the teaching of Aboriginal Perspectives Across the Curriculum and celebration of NAIDOC will be a focus for 2013.



*The Society and Environment learning area develops students' understanding of how individuals and groups live together and interact with their environment.*

### Health and Physical Education

All classes received at least one lesson of Physical Education and a sports session. A number of incursions supplemented the Health program and promoted the healthy and safe lifestyle. Class teachers engage in a regular morning fitness lesson with team sports timetabled every Friday afternoon. Our school participates in interschool athletics and lightning carnivals and operates three sport factions for school sporting events.

*Health and Physical Education provides students with an understanding of health issues and the skills needed for confident participation in various sports and recreational activities.*

### The Arts - Music

All students attend a weekly music lesson with our music specialist Mrs Su-Wei Neo. Specialist instrumental music is available in guitar, trumpet, clarinet and flute. The school choir continued to entertain and showcase their talents at a number of community events including for the first time the WA Primary School Massed Choir at Winthrop hall thanks to P&C funding. It is planned to attend this event regularly in the future.

*In the Arts learning area students develop creative skills, critical appreciation and knowledge of artistic techniques in dance, drama, music and visual arts.*

### The Arts – Visual

Students attend a weekly Art lesson with Ms Siobhan Duggan in the multipurpose room. Lessons often make use of recyclable material and are regularly integrated by classes into their school assembly presentations. Humphries Dance studio conducts a term of lessons with primary students in term three subsidised by the Hillcrest P&C.



*Building a Better Future*

## CURRICULUM PLANNING AND DELIVERY

### Languages – Italian

Students in years 3 – 7 received a weekly lesson in Italian with Mrs Pauline Genovese. A community school survey indicated a preference to investigate the implementation of an Asian language. Options for 2013 will depend on availability of specialist teachers with Japanese a preference for students to align with secondary options available at John Forrest Secondary College.

### Technology and Enterprise

The learning area continues to be integrated into the other learning areas. Major purchases for ICT included an additional four interactive whiteboards, a suite of five Ipads for loan throughout the school and installation of an Activtable for use in the pre-primary.

### Information Communication Technology

The ICT program at Hillcrest Primary School aims to improve student learning through the increasing use of ICT throughout the school's teaching and learning program. Experienced school staff assist teachers to incorporate ICT into relevant learning and teaching programs. A focus on the development of an ICT committee to oversee the review and update of existing ICT implementation throughout the school is recommended for 2013.

### Sustainability

The development of a whole school approach to environmental awareness through the Australian Curriculum is a focus for 2013. Strong community support has seen the collaboration with local ABC radio gardening identity Sabrina Hahn who has nominated Hillcrest Primary School as her metropolitan project for the next few years. A Sustainability Plan is being developed to incorporate a number of community initiatives to align with curriculum activities. Clean-up Australia Day, class garden beds, worm farms, rainwater tanks, recycling initiatives, cash for cans and waste free days are proposed for 2013. A Bendigo Bank grant of \$2 500 has been used to initiate a revegetation of the Drake Street front entrance to the school.



*In the Languages learning area students learn to communicate effectively in languages other than English*



*In the Technology and Enterprise learning area students apply knowledge, skills, experience and resources to the development of technological solutions to meet changing needs.*



*Information and Communication Technology encompasses all eight learning areas and allows staff and students to access and process information from beyond the school.*



*Building a Better Future*

## ACADEMIC ACHIEVEMENT

### Our Performance

At Hillcrest Primary School we act to improve student performance based on quality data and its analysis. Performance information about Pre-Primary children in 2012 indicated students entering formal education were already below the state average in Maths and Reading.

The information provided through the National Assessment Program for Literacy and Numeracy (NAPLAN) was one of many sources analysed. These assessments are marked by an external body and give student performance in relation to other students in Australia and a National minimum standard.

Analysis of the 2012 cohort indicated the following trends:

Teacher judgements of grade allocations generally fall within the expected range. Year 3 grade distribution is an exception with significant 19.4% differential between 'A' allocations and 'Excellent' test results. Teachers will examine and moderate student achievement at whole school, phase of development and cohort level.

NAPLAN Reading progress and achievement is above the expected range in year 3 - 5 with results in year 5 - 7 a focus for strategic improvement targets. Numeracy progress and achievement is a concern for all year levels.


Curriculum leaders appointed to assist staff implement a targeted approach to literacy and numeracy. Phase of development teams implemented to improve standards through data analysis, moderation and target setting. 'Hillcrest Way' early years literacy approach expanded to ensure whole school practises. Whole school numeracy practices to be developed in consideration of identified 2012 strategic improvement targets.



WAMSE achievement falls within one standard deviation of the predicated school mean.

Details and comparisons are available from the WA Department of Education [www.det.wa.edu.au/schoolsonline](http://www.det.wa.edu.au/schoolsonline) and the Australian Curriculum Assessment and Reporting Authority [www.myschool.edu.au](http://www.myschool.edu.au).

*Teacher judgements of grade allocations generally fall within the expected range.*



*Curriculum leaders appointed to assist staff implement a targeted approach to literacy and numeracy.*



*WAMSE achievement falls within one standard deviation of the predicated school mean.*

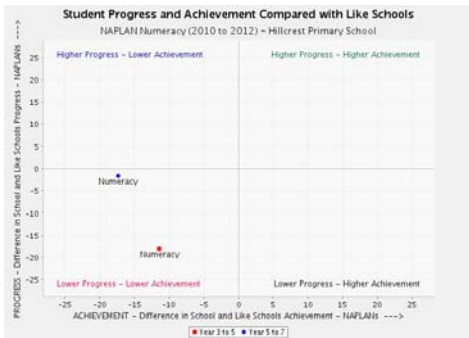


*Building a Better Future*

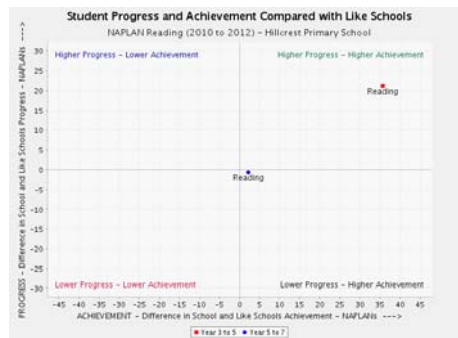


# ACADEMIC ACHIEVEMENT

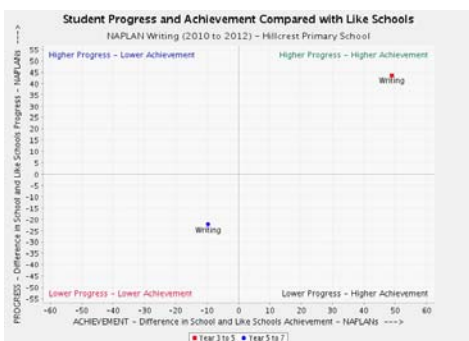
## NAPLAN – Progress and Achievement



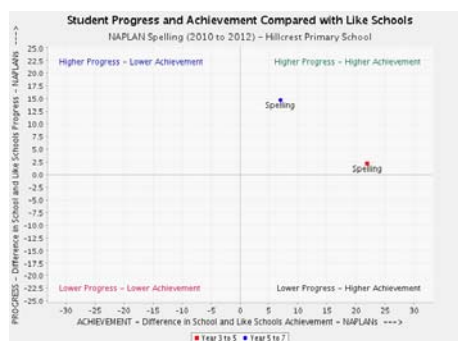
**Numeracy**



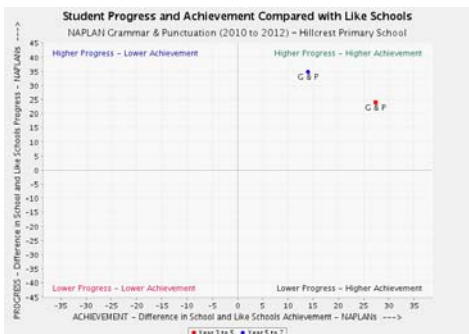
**Reading**



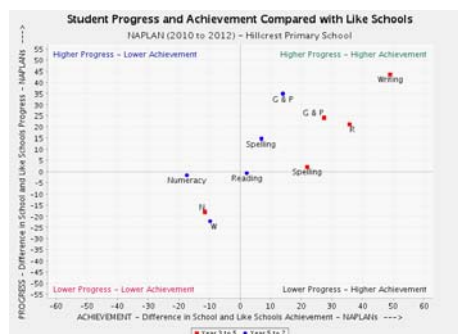
**Writing**



**Spelling**



**Grammar & Punctuation**



**Combined cohort results**

*NAPLAN Reading progress and achievement is above the expected range in year 3 - 5*

*Reading results in year 5 - 7 are a focus for strategic improvement targets.*

*NAPLAN Numeracy progress and achievement is below the expected range in year 3 - 5*

## Percentage of students achieving at or above the WAMSE Test Standard

	Science		Society & Environment	
	2011	2012	2011	2012
Year 5	47%	44%	38%	35%
Year 7	39%	33%	47%	40%

*Numeracy focus supported by appointment of Numeracy Leader to guide whole school approach.*



*Building a Better Future*



## NON-ACADEMIC STUDENT ACHIEVEMENT

### Student Enrolment

Semester 1	2009	2010	2011	2012
Primary (Excluding Kin)	364	384	380	399

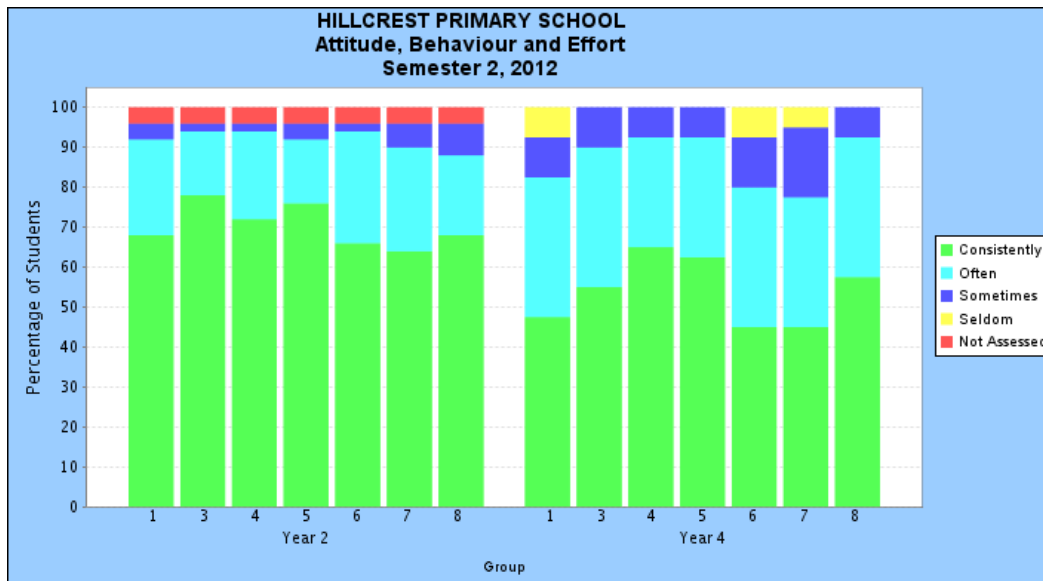
*Primary attendance rates remain above state averages.*

### Student Attendance

	YO1	YO2	YO3	YO4	YO5	YO6	YO7
2010	95%	94%	89%	95%	94%	89%	90%
2011	90%	95%	94%	93%	95%	94%	90%
2012	92%	93%	95%	95%	96%	94%	92%
State 2012	92%	92%	93%	93%	93%	93%	92%



### Attitude, Behaviour & Effort



*There has been a significant 14.3% increase since 2010 in aboriginal attendance.*



1. Works to the best of their ability
2. Shows self respect and care
3. Shows courtesy and respect for the rights of others
4. Participates responsibly in social and civic activities
5. Cooperates productively and builds positive relationships with others
6. Is enthusiastic about learning
7. Sets goals and works towards them with perseverance
8. Shows confidence in making positive choices and decisions

*Attendance is regularly monitored and individualised student plans developed to assist with implementation of key strategies.*

*Suspension rates increased 1.4% in 2012 with 2.1% of students suspended.*

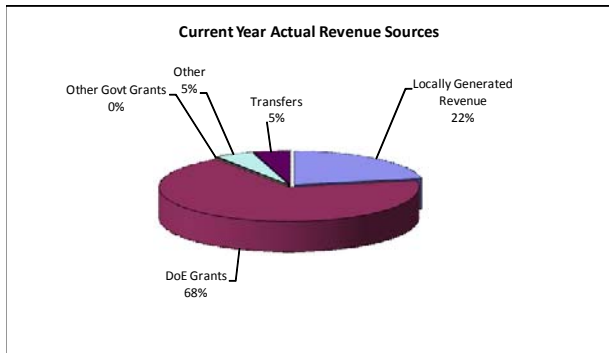
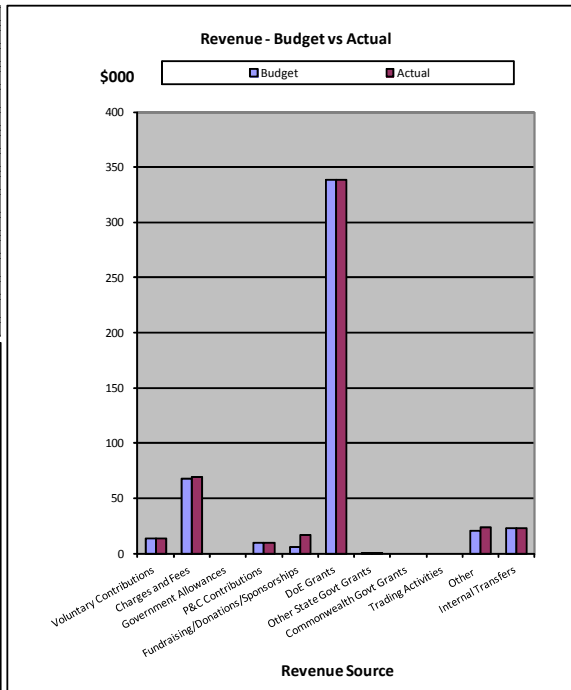


*Building a Better Future*

# FINANCES

## Hillcrest Financial Summary As at 15<sup>th</sup> April 2013

	Revenue - Cash	Budget	Actual
1	Voluntary Contributions	\$ 13,690.00	\$ 13,230.00
2	Charges and Fees	\$ 67,362.50	\$ 68,998.35
3	Government Allowances	\$ -	\$ -
4	P&C Contributions	\$ 10,000.00	\$ 9,360.00
5	Fundraising/Donations/Sponsorships	\$ 6,029.51	\$ 16,744.70
6	DoE Grants	\$ 338,658.48	\$ 338,659.13
7	Other State Govt Grants	\$ 750.00	\$ 750.00
8	Commonwealth Govt Grants	\$ -	\$ -
9	Trading Activities	\$ -	\$ -
10	Other	\$ 20,149.00	\$ 23,576.12
11	Internal Transfers	\$ 22,610.00	\$ 22,610.00
	<b>Total</b>	<b>\$ 479,249.49</b>	<b>\$ 493,928.30</b>
	Opening Balance	\$ 35,034.40	\$ 35,034.40
	<b>Total Funds Available</b>	<b>\$ 514,283.89</b>	<b>\$ 528,962.70</b>

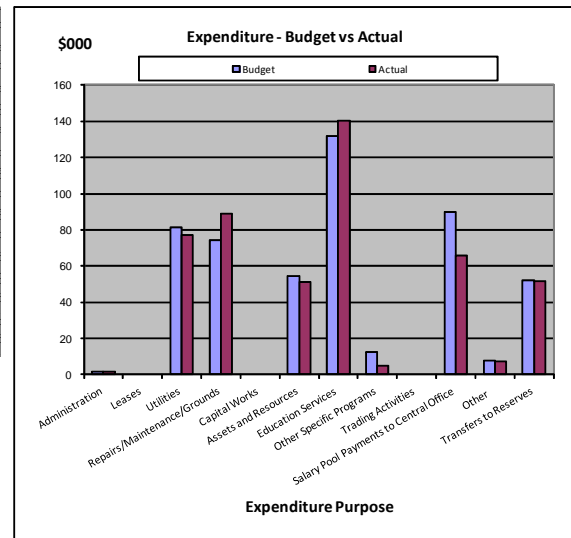


*Finance committee & School Council met on 8 occasions (twice per term)*

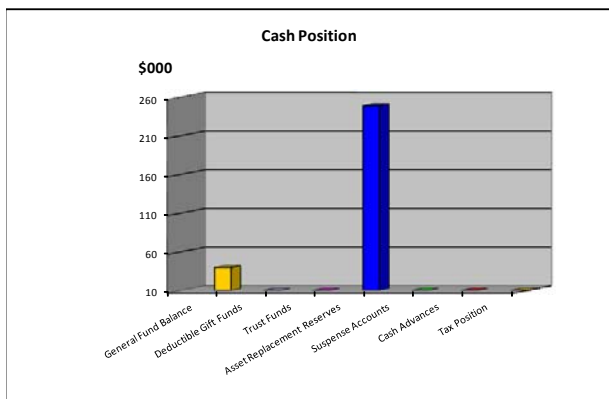
*The School Council welcomed new parent members Rachael Roberts, Gavan McGrath, Glen Cook & Jessica Bennet.*

*The concept and process of Independent Public Schools was not deemed appropriate at present.*


	Expenditure	Budget	Actual
1	Administration	\$ 1,600.00	\$ 1,883.49
2	Leases	\$ -	\$ -
3	Utilities	\$ 81,567.00	\$ 76,943.13
4	Repairs/Maintenance/Grounds	\$ 74,500.00	\$ 89,007.87
5	Capital Works	\$ -	\$ -
6	Assets and Resources	\$ 54,610.00	\$ 51,246.69
7	Education Services	\$ 132,122.84	\$ 140,301.02
8	Other Specific Programs	\$ 12,650.00	\$ 4,934.01
9	Trading Activities	\$ -	\$ -
10	Salary Pool Payments to Central Office	\$ 90,000.00	\$ 66,000.00
11	Other	\$ 7,742.25	\$ 7,532.31
12	Transfers to Reserves	\$ 51,982.00	\$ 51,590.00
	<b>Total</b>	<b>\$ 506,774.09</b>	<b>\$ 489,438.52</b>



*School Council endorsed the Strategic Plan, School Budget and Annual Report.*



Cash Position as at:	
<b>Bank Balance</b>	<b>\$ 281,651.93</b>
Made up of:	\$ -
1 General Fund Balance	\$ 39,524.18
2 Deductible Gift Funds	\$ -
3 Trust Funds	\$ -
4 Asset Replacement Reserves	\$ 248,447.66
5 Suspense Accounts	\$ 3,242.91
6 Cash Advances	\$ 200.00
7 Tax Position	\$ 2,877.00
<b>Total Bank Balance</b>	<b>\$ 281,651.93</b>



*Mrs Kerry Ralland announced her retirement.*



*Building a Better Future*

## CELEBRATIONS

Hillcrest Primary School Fete  
Rottnest Camp  
International Feast Day  
ATAS program  
Interschool Winter Sport Success  
P&C school disco  
Partnerships with Edith Cowan University  
Interactive whiteboards purchased  
Majority of classrooms – air conditioned  
Reward Play for BMIS  
School Website  
Easter Raffle  
King and Queen  
Roof replacement approved  
Master School Portraits  
Art Paint Storm incursion

Humphries Dance program  
Harmony Day  
Mystery Excursions  
Buddy Class activities  
ANZAC Service  
Quality Assembly items  
Fine Pupil Awards  
Year 7 graduation ceremony  
School fundraising for charities  
Eagles Cup Runner Up  
Additional time for Reporting  
Father's Day Breakfast  
Spell-a-thon  
IINET Science Day  
Fremantle Dockers visit  
Musical Harmony Day

*Hillcrest partners with the following community providers:*

*Jacaranda Early Learning Centre  
Ace Tutoring  
Chess For Life  
Music Rocks Australia  
Hillcrest Netball Club*



*Hillcrest enjoys sponsorship from the following companies:*

*Bendigo Bank  
IINET  
Morley  
Rollerdrome  
Bunnings Morley*



### Our Parent's Say...

Hillcrest Primary School operates in partnership with the community. Through class meetings, parents had the opportunity to give feedback to the school. Responses indicate that in general parents are satisfied with the school. Many parents drive their children a considerable distance to be able to attend our school, due to its clear goals and a positive identity. Parents indicated teachers were committed and enthusiastic and encouraged students to achieve to the best of their ability. Information received from graduating students complements the parent view.

The P&C are an integral support and guide to the effectiveness of our school community. Parents and other community members have volunteered time to assist in classrooms, the canteen or school excursions. Our school community was surveyed to assist in curriculum direction for 2013 reaffirming the specialist areas of Art, Music and Physical Education whilst choosing Japanese as the LOTE. The community voted to cease the provision of Christian Religious Education during curriculum time in 2012.

### Our Future Directions

Our school continues to focus on 'Building a Better Future' for our students by providing a high quality education guided by our community. This report has been endorsed by the Hillcrest Primary School Council. Any queries related to the Hillcrest Primary School Annual Report 2012 can be directed to the Principal by telephoning (08) 9370 2330. Additional information is available from our website at [www.hillcrestps.wa.edu.au](http://www.hillcrestps.wa.edu.au).



*Building a Better Future*